

Over the Garden Wall



White Rock and District Garden Club, April, 2022

<https://www.white-rock-garden-club.ca/>

President – Darlene Chamberlain Secretary-Pat Catton
Treasurer- Tim Roark Editor_ Melanie Rantucci

Inside This Issue: President's Message, Plant of the Month, Membership Renewal, Bake Sale Info, Upcoming Floral Show, Plant Sale Info., Floral Circle Treat, Master Gardener Tip, Website Info., Lesson 5

President's Message

I hope you are all enjoying creating your gardens again with the extended daylight. I am looking forward to trips in May and June and our Floral Show at Cranley Hall on April 12th. I hope the weather allows lots of spring flowers to bloom for us to share. It was great meeting again at Cranley in March and I hope to see lots of our members there this month.

Darlene Chamberlain, President

Winner of Draw

Darlene Chamberlain won the 50-50 draw at the March meeting. She has donated it the Red Cross Ukrainian Fund.

Tool Sharpening Money Raised

\$40 was raised for our club by Chip Gho of BeSharp Sharpening who donated money paid for his tool sharpening service during the month of February. Too bad more members did not take up his offer.

Tim Roark, Treasurer

Plant of the Month

Donna Lawson won the Plant of the Month which was a Tricoloured Heather. Heathers are cultivars of *Calluna vulgaris*, with more than 500 varieties

available. Most are summer-blooming, ranging from white to rose to deep purple, with foliage from green to orange. They form low-growing mounds or spreading mats and grow to about 2 feet tall by 2 to 3 feet wide. This one has 3 colours in one mound, purple, pink and white.



Presentation by Yvonne Pont

Floral Circle Treat for Members

We are really looking forward to the May meeting. The Floral Circle group will be doing a workshop on making a floral arrangement. Tables of 6 participants will be led by Floral Circle members, leading them through making their own arrangement, and giving them tips. We will be providing the container and the foam. Club

members who wish to participate are to bring the following:

- Flowers (any kind, good selection of color, long and/or short stems). Designs look good when they are full. ***TIP*** Cut your flowers in the a.m. not in full sun. Keep fresh in water and bring them to meeting in water as well.
- Foliage such as Privet hedge, sweet box, boxwood, skimia, Camelia leaves, small pieces of evergreen (up to 10").
- Clippers or a small knife.
- A small bag for your garbage at the table.

PLEASE LET ME KNOW IF YOU ARE ATTENDING, AND/OR IF YOU HAVE ANY QUESTIONS.

Donna Lawson, Floral Circle

Spring Floral Show in April

Our next meeting, on April 12th will be our annual Spring Floral Show. We hope to see lots of beautiful spring flowers and flowering shrubs from your gardens and indoor plants and inspiring floral art. See our website for the floral show schedule and entry forms.

<https://www.white-rock-garden-club.ca/flower-arranging-floral-art-classes-competitions-south-surrey-bc.html>

TIP: Place your entry form beside the vase, not under it. If it gets wet, the judge can't write the points on it.

Entries must be registered with Show Secretary and placed on table by 1:45. Judging starts sharp at 2 pm. If you have any questions, please call me.

Donna Lawson, Show Director

Website Committee Photo Booth

The Website committee will be taking photos of your April floral show entries as you bring them into the hall. We will have a table setup near the entrance for the photo shoot. If you could bring your entries to the photo booth before placing them on the display tables that would be great. Margrit Elmiger-Isert with assistance from Marilyn Murphy will be taking the photos for this meeting. Look forward to seeing all your beautiful entries on our website and social media.

Bev Sass, Website Committee

Plant Sale Planning

This will be our last meeting before the Plant sale. We hope everyone is looking forward to the sale as much as our Plant Sale Committee is. It's so nice to be having an in-person plant and bake sale. It's been a long two years!

If you need pots we will bring some to the April meeting. If you need them before the April meeting, please contact Terry ((604) 340-9977. We will also bring some labels as examples of what to put on your plants. The expectation is that all pots will be clean and clearly marked and please don't forget to bring your extra flats. This year we are able to accept plants Friday night from 7 to 9 at the Ocean Park hall as well as Saturday morning at 8:30.

Prices for plants are as follows: 2-inch pots \$1; 4-inch pots \$2; 6-inch pots \$3; 1-gallon pots \$5; 2-gallon pots \$7.50; and larger pots \$20. Rare or unusual plants may be priced higher. We are in need of four card tables. Please let Terry know if you can lend us one.

If you can donate extra vases for the flower market, please bring them to the April meeting. If you have yellow lawn signs from the 2019 plant sale, please let us know and feel free to put them where you put them in 2019, two weeks

before our plant sale. We will have posters available at the April meeting - just let Joyce know where you will be placing them. Eileen will have the volunteer sheet for the day to be passed around at the April meeting. **Please sign up.**

For the Plant Sale Draw, we would like new garden-related items. Contact Linda Bradley (604) 541-0903 if you have draw items.

Terry Haight, Plant Sale Director

Website Committee

Lesson 5 – Building the Club Presence on the Internet

See the lesson **at the end of this newsletter** explaining how to help our club build a presence on the internet and attract new members through using Facebook and Instagram.

Techie Tips

If you own both an I-Phone and a Mac PC/tablet and you use “Siri” try this trick.

If you’ve misplaced your I-Phone in your house, simply say, “Hey Siri, turn on the flashlight”. Your I-Phone LED light will then turn on, making it easier for you to locate your phone in a dark room. Just follow the light.

Marilyn Murphy, Website Committee

Master Gardener Tip – Rotate Crops in Your Veggy Plot

When planning your garden this year think about rotating some crops, to decrease the chance of diseases by soil-borne pathogens taking hold. These vegetables should have at least a 4-year rotation: onion family (garlic, onions, leeks) and potatoes; these vegetable should have a 2-4 year rotation: cabbage family crops (broccoli, cauliflower, Brussels sprouts, kohlrabi, collards and kale. These garden crops **do not** need to be rotated because they have a very low risk of these diseases: lettuce and endives, Amaranth family


(chard, spinach, beets), legumes (beans, peas), corn, cucurbits (squash, cucumbers, pumpkins).

Melanie Rantucci, Master Gardener.

Volunteers Still Needed

Please consider volunteering to help out with our **Programs Committee**. Terry and Tim have agreed to help out with this committee in the absence of another volunteer, but they are already busy with Plant Sale and Treasurer respectively. Speakers and trips have been mostly organized for the year, but members’ garden tours still need to be organized. ***Please, please step up to help your club.***

WRDGC Executive



Garden Stuff

We have a new name for our sales area, “Garden Stuff”. I encourage everyone to bring along items they no longer need or use. The theme for the April meeting is gifts for mothers, e.g. candy, candles, jewellery, scarves, and beauty products (unscented preferably). Thanks for sharing.

Joyce O'Brien, Garden Stuff

GoGreen Compost Delivery

Your Go-Green Compost order will be arriving at the end of the April 12th meeting. Please be prepared to receive your order and bring cash or cheque made out to Melanie Rantucci.

Juicy Bits



I'll never forget the look on the cashier's face, when she scanned the packet of bird seed, and I asked her how long does it take for the birds to grow once I plant them!

Next Meeting April 12, 2022

We will be meeting in-person again. Vaccination Certificates and masks are required. Bring your mug for refreshments to be served.

See you at Cranley Hall,
2141 Cranley Dr., Surrey.

Meeting starts at 2 p.m.

Hall opens at 1:00 and **Floral Show exhibits must be registered by 1:30.**

An invitation to join the April meeting on Zoom will be emailed out the day before for those who still prefer this option.

Thank you to Mary Openshaw who will be setting up the Zoom link for the April meeting.

WRDGC Executive

Marketplace

Tool Sharpening

Garden pruners & shears; kitchen knives & scissors sharpening in Ocean Park. Most items \$10 with 24 hour turn around. BeSharp Sharpening, 13708 20th Ave Surrey
BeSharp@tuta.io or 604-245-6663.

Chip Gho, Member

BESHARP  SHARPENING	 CHIP 604.245.6663 bessharp@tuta.io 13708 20 Ave Surrey, B.C.
--	---

HAVE A HAPPY EASTER!

- ❖ Building a club presence on the internet to attract new members and keeping current members informed.

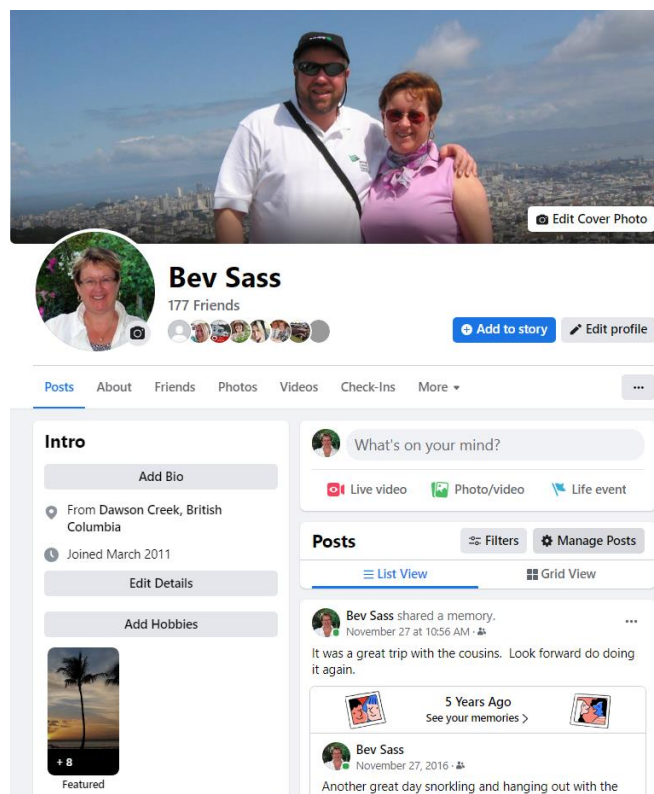
This lesson will show you how to set up your own Facebook page and how to support your club's Facebook page.

Many of you use Facebook and Instagram, yet there are a few members who haven't ventured into this area of communication. This lesson will help you to set up your own personal account. You can support your club by increasing the circulation and awareness of the White Rock Garden Club.

To create a Facebook account:

1. Go to facebook.com/reg
2. Enter the name you go by in everyday life
3. Enter your email or mobile phone number
4. Select your gender and date of birth, and choose a password
5. Tap Sign Up
6. To finish creating your account, you need to confirm your email or mobile phone number

You will see a display something like this (this is Bev's personal page):



Lesson 5 – Building the Club Presence

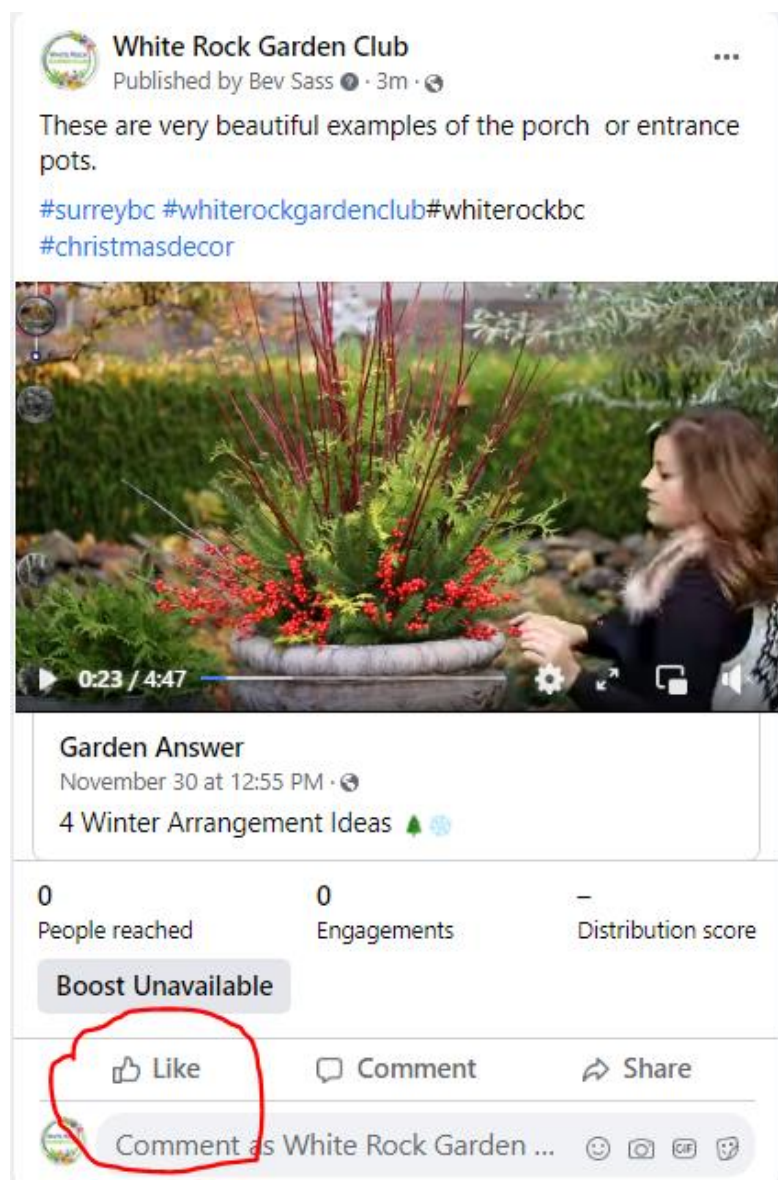
Once your account is created, you can add friends by clicking on the Friends menu item.

Search for them by name and send them a friend request.

On the news feed you will see posting from the White Rock Garden Club. When you see these postings it would be great if you could like or love the posting and even add a comment. This acknowledgement of the posting creates a bigger presence for the club and hopefully attracts more members.

See the “Like” button at the bottom of the posting.


When you hover your mouse over the word like you will see several more icons to choose from. They are Like, Love, Care, Ha-ha, Wow, Sad and Angry. Pick the one that best suits the posting.



Lesson 5 – Building the Club Presence

Here is a preview of the home page for the White Rock Garden Club.



Access to the clubs Facebook page is as simple as clicking on the  icon on the top right corner of our Website.



Questions?

You can contact any member of the Website Committee for answers.

WRGC Website Committee

(Bev Sass, Melanie Rantucci, Margrit Elmiger-Isert, Marilyn Murphy, Eileen Davidson and Mary Openshaw)